

EDD

NOTES:  
UNLESS OTHERWISE SPECIFIED, TOLERANCES ARE  $\pm .010$ " [.254mm].

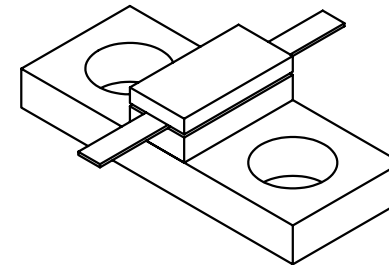
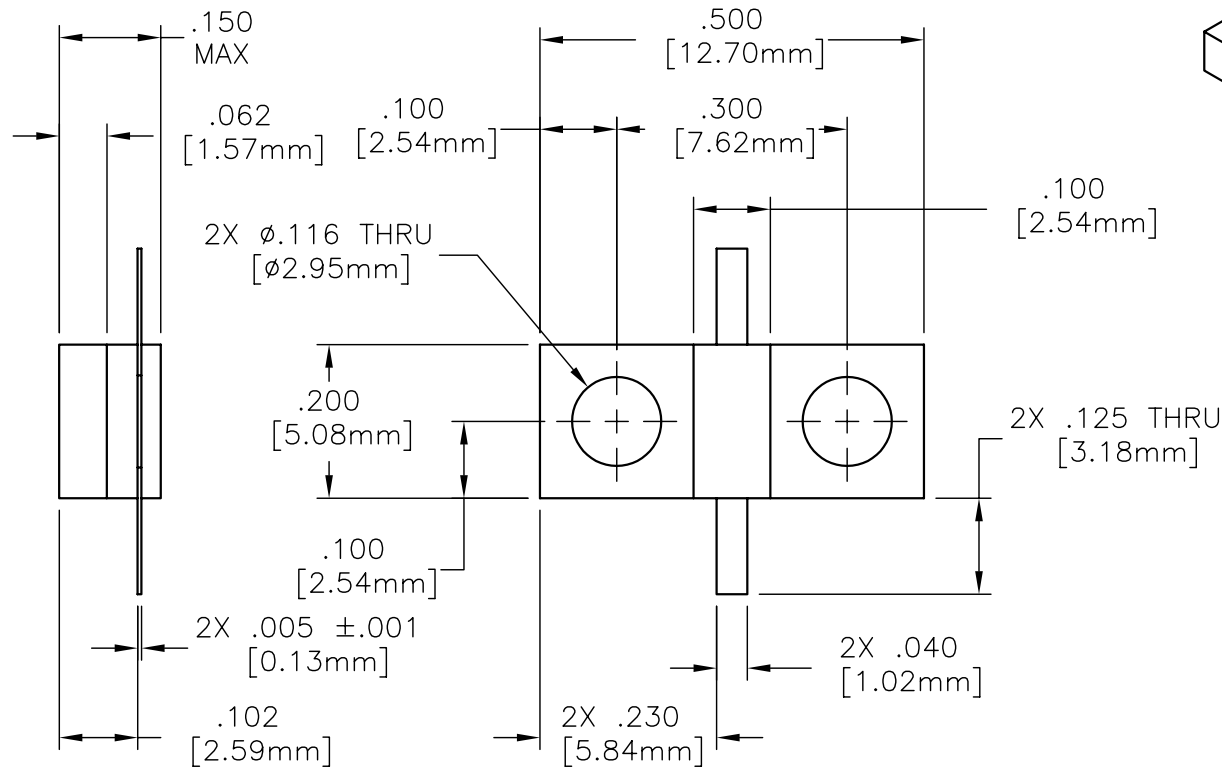
CAD#31-1008\_F

DRAWING NO.:

31-1008-\*

REV.

F



MATERIALS:

MTG. FLANGE: OFHC 1/4 HD  
SUBSTRATE: BERYLLIUM OXIDE  
COVER: ALUMINA


TAB: BERYLLIUM COPPER PER ASTM B194  
RESISTIVE FILM: NICHROME

FINISH:

MTG. FLANGE: NICKEL PER QQ-N-290  
TAB: GOLD PER MIL-G-45204

ELECTRICAL: (RESISTOR)

\*RESISTANCE RANGE: 5-200 OHMS  
FREQUENCY RANGE: DC-4.0 GHz  
AVERAGE POWER: 10 WATTS  
CAPACITANCE: 0.8 pF  
TEMPERATURE COEFFICIENT:  $\pm 200$  PPM MAX  
OPERATING TEMPERATURE:  $-55^{\circ}$  TO  $+150^{\circ}$  ( $^{\circ}$ C)

				EN# 04-F0164	APVD	DATE	REFERENCE	 8851 OLD KANSAS AVE. STUART, FL. 34997 772-286-9300			
UNLESS OTHERWISE SPECIFIED 1. DO NOT SCALE DRAWING 2. DIMENSIONS ARE IN INCHES 3. DIMENSIONS ARE AFTER PLATING 4. CORNERS, EDGES AND FILLETS: R MAX 5. SURFACE ROUGHNESS: 6. REMOVE ALL BURRS							MATERIAL		TITLE		
TOLERANCES .X $\pm$ .XX $\pm$ .XXX $\pm$ ANGLES X' $\pm$							FINISH	RESISTOR, FLANGE MOUNT, 10 WATT			
THE INFORMATION CONTAINED HEREIN IS: (A) CONSIDERED PROPRIETARY TO FLORIDA RF LABS INC.; (B) PROTECTED BY COPYRIGHT OWNED BY FLORIDA RF LABS INC.; (C) CONSIDERED A "WORK FOR HIRE" UNDER COPYRIGHT LAW; (D) PROTECTED BY TRADE SECRET LAWS WHICH MAKE ILLEGAL THE MISAPPROPRIATION OF THIS INFORMATION; AND (E) IS TO BE USED SOLELY FOR THE PURPOSE WHICH IT IS SUPPLIED. THIS INFORMATION SHALL NOT BE DISCLOSED IN WHOLE OR IN PART, TO ANY PARTY, FOR ANY REASON WITHOUT THE EXPRESS WRITTEN CONSENT OF A QUALIFIED EXECUTIVE OF FLORIDA RF LABS INC.							SCALE 4/1	CAGE CODE ID NO. 2Y194	SIZE A	DRAWING NO.:	REV.
REV.	DESCRIPTION	DRAWN	APVD.				MFG:	CHKD.:	DRAWN: ALM 05/10/04	SHEET	OF
									31-1008-*	F	