

EDD

NOTES:
UNLESS OTHERWISE SPECIFIED, TOLERANCES ARE $\pm .010$ " [0.254mm].

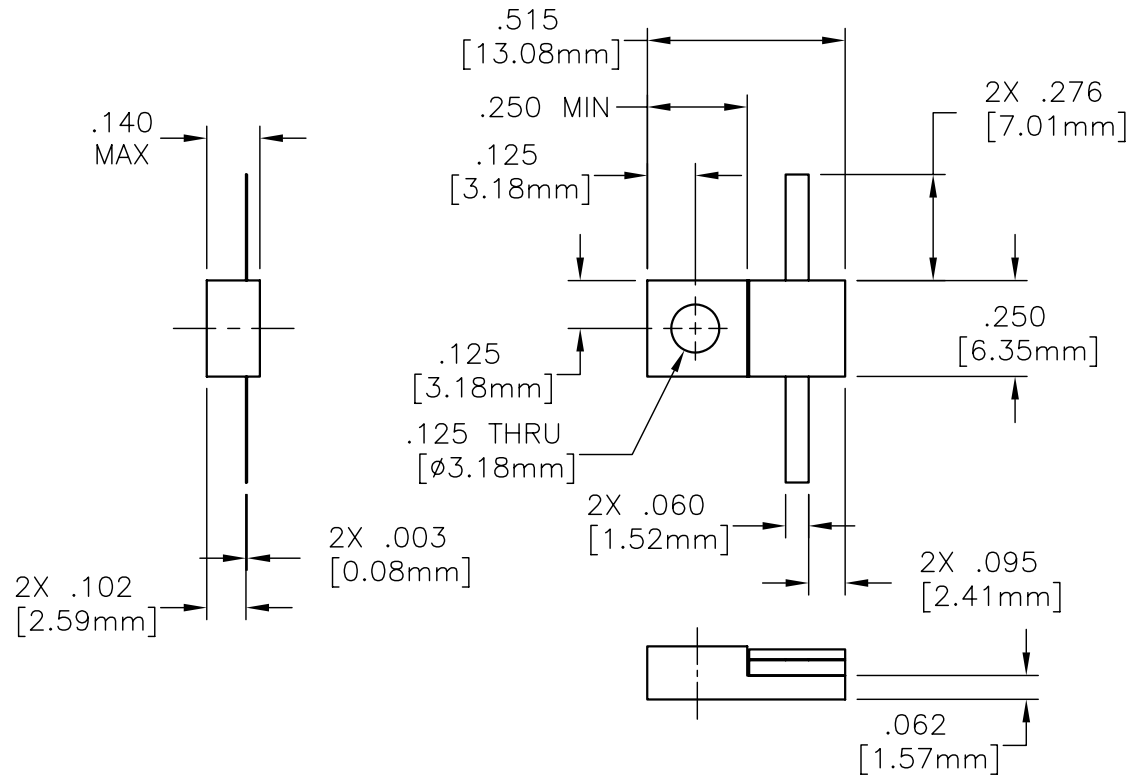
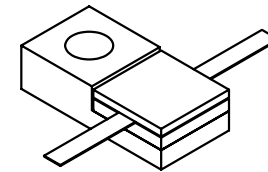
CAD#31-1034_E

DRAWING NO.:

31-1034-*

REV.

E



MATERIALS:


MTG. FLANGE: OFHC 1/4 HD
SUBSTRATE: BERYLLIUM OXIDE
COVER: ALUMINA
TAB: BERYLLIUM COPPER PER ASTM B194
RESISTIVE FILM: NICHROME

FINISH:

MTG. FLANGE: NICKEL PER QQ-N-290
TAB: TIN/LEAD PER MIL-T-10727

ELECTRICAL: (RESISTOR)

*RESISTANCE RANGE: 10-400 OHMS
FREQUENCY RANGE: DC-4.0 GHz
AVERAGE POWER: 30 WATTS
CAPACITANCE: 0.5 pF
TEMPERATURE COEFFICIENT: ± 200 PPM MAX
OPERATING TEMPERATURE: -55° TO +150° (°C)

| | | | | | | | | | | | |
|--|-------------|-------|-------|--------------|------|------|--------------|---|------------------------|--------------|------|
| | | | | EN# 04-F0164 | APVD | DATE | REFERENCE |  8851 OLD KANSAS AVE. STUART, FL. 34997 772-286-9300 | | | |
| UNLESS OTHERWISE SPECIFIED 1. DO NOT SCALE DRAWING 2. DIMENSIONS ARE IN INCHES 3. DIMENSIONS ARE AFTER PLATING 4. CORNERS, EDGES AND FILLETS: R 5. SURFACE ROUGHNESS: 6. REMOVE ALL BURRS | | | | | | | MATERIAL | TITLE RESISTOR, FLANGE MOUNT, 30 WATT | | | |
| TOLERANCES .X \pm .XX \pm .XXX \pm ANGLES X° \pm | | | | | | | FINISH | | | | |
| THE INFORMATION CONTAINED HEREIN IS: (A) CONSIDERED PROPRIETARY TO FLORIDA RF LABS INC.; (B) PROTECTED BY COPYRIGHT OWNED BY FLORIDA RF LABS INC.; (C) CONSIDERED A "WORK FOR HIRE" UNDER COPYRIGHT LAW; (D) PROTECTED BY TRADE SECRET LAWS WHICH MAKE ILLEGAL THE MISAPPROPRIATION OF THIS INFORMATION; AND (E) IS TO BE USED SOLELY FOR THE PURPOSE WHICH IT IS SUPPLIED. THIS INFORMATION SHALL NOT BE DISCLOSED IN WHOLE OR IN PART, TO ANY PARTY, FOR ANY REASON WITHOUT THE EXPRESS WRITTEN CONSENT OF A QUALIFIED EXECUTIVE OF FLORIDA RF LABS INC. | | | | | | | SCALE 2/1 | CAGE CODE ID NO. 2Y194 | SIZE A | DRAWING NO.: | REV. |
| REV. | DESCRIPTION | DRAWN | APVD. | | | | MFG: | CHKD.: | DRAWN: ALM 05/27/04 | SHEET OF | |
| | | | | | | | | | 31-1034-* | E | |