

**EDD**

NOTES:  
1. UNLESS OTHERWISE SPECIFIED, TOLERANCES ARE ± .010" [.254mm].

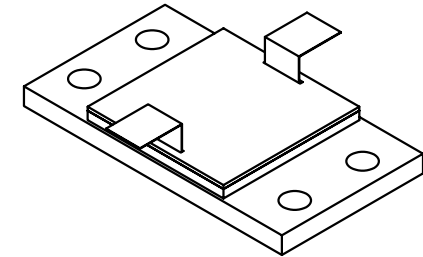
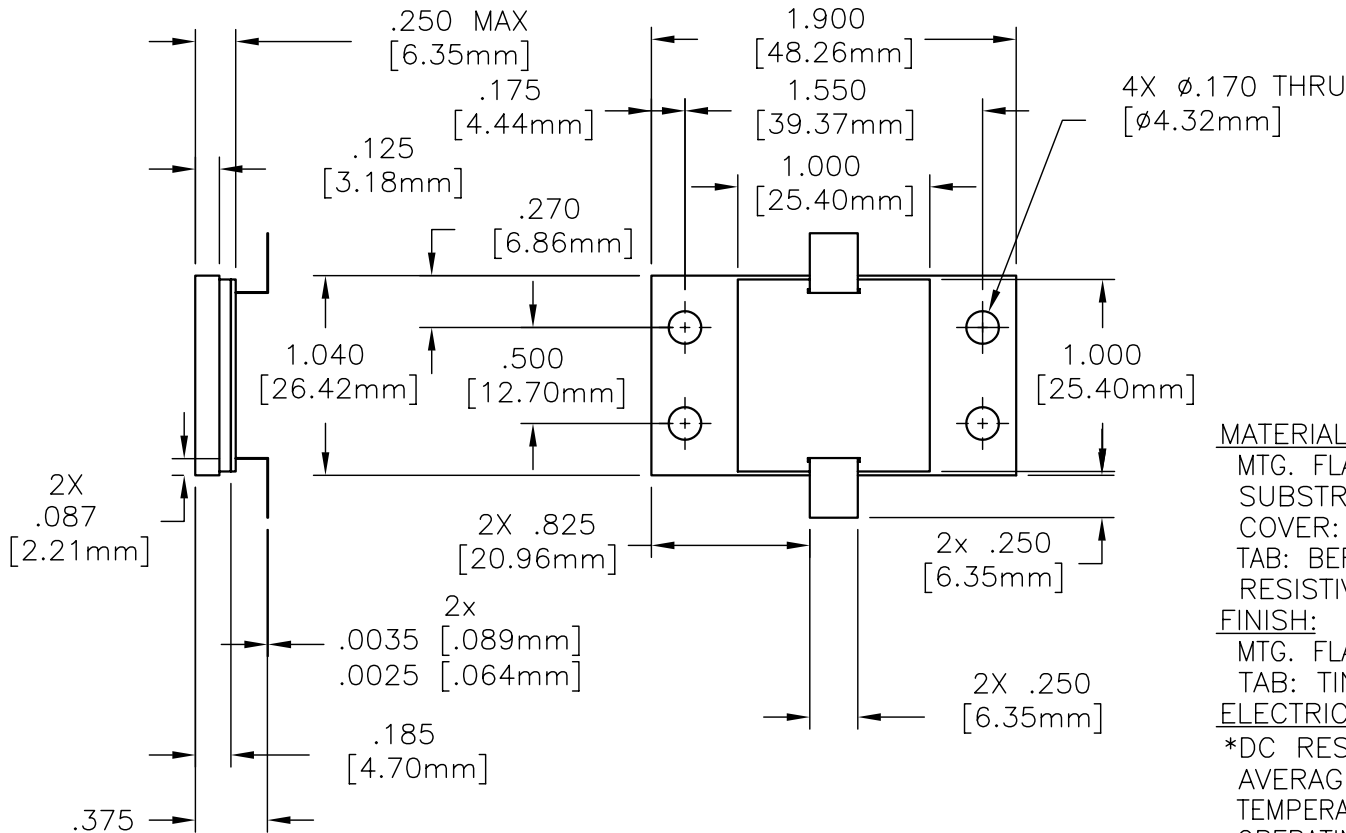
CAD#31-1054F

DRAWING NO.:

**31-1054-\***

REV.

**F**



**MATERIALS:**


MTG. FLANGE: COPPER PER ASTM B301  
SUBSTRATE: BERYLLIUM OXIDE  
COVER: ALUMINA OXIDE  
TAB: BERYLLIUM COPPER PER ASTM B194  
RESISTIVE FILM: NICHROME

**FINISH:**

MTG. FLANGE: NICKEL PER QQ-N-290  
TAB: TIN PER MIL-T-10727

**ELECTRICAL: (RESISTOR)**

\*DC RESISTANCE: 10-400  
AVERAGE POWER (WATTS): 750  
TEMPERATURE COEFFICIENT: ± 200 PPM/°C MAX  
OPERATING TEMPERATURE (°C): -55° TO +150°

				RLSE# 01980	APVD MTG	DATE 03/96	REFERENCE	 8851 OLD KANSAS AVE. STUART, FL. 34997 772-286-9300			
				UNLESS OTHERWISE SPECIFIED 1. DO NOT SCALE DRAWING 2. DIMENSIONS ARE IN INCHES 3. DIMENSIONS ARE AFTER PLATING 4. CORNERS, EDGES AND FILLETS: R MAX 5. SURFACE ROUGHNESS: 6. REMOVE ALL BURRS			MATERIAL		TITLE		
				TOLERANCES .X ± .XX ± .XXX ± ANGLES X° ±			FINISH	<b>RESISTOR, FLANGE MOUNT, 750 WATT</b>			
				THE INFORMATION CONTAINED HEREIN IS: (A) CONSIDERED PROPRIETARY TO FLORIDA RF LABS INC.; (B) PROTECTED BY COPYRIGHT OWNED BY FLORIDA RF LABS INC.; (C) CONSIDERED A "WORK FOR HIRE" UNDER COPYRIGHT LAW; (D) PROTECTED BY TRADE SECRET LAWS WHICH MAKE ILLEGAL THE MISAPPROPRIATION OF THIS INFORMATION; AND (E) IS TO BE USED SOLELY FOR THE PURPOSE WHICH IT IS SUPPLIED. THIS INFORMATION SHALL NOT BE DISCLOSED IN WHOLE OR IN PART, TO ANY PARTY, FOR ANY REASON WITHOUT THE EXPRESS WRITTEN CONSENT OF A QUALIFIED EXECUTIVE OF FLORIDA RF LABS INC.			SCALE <b>1/1</b>	CAGE CODE ID NO. <b>2Y194</b>	SIZE <b>A</b>	DRAWING NO.:	REV.
F	ECN#02065	JAD 05/08/03	DR 05/09/03						<b>31-1054-*</b>	<b>F</b>	
REV.	DESCRIPTION	DRAWN	APVD.				MFG: MTG 05/13/99	CHKD.: NAK 10/08/96	DRAWN: PSC 03/15/96	SHEET 2 OF 2	