

EDD

NOTES:

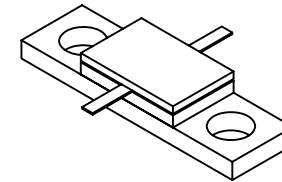
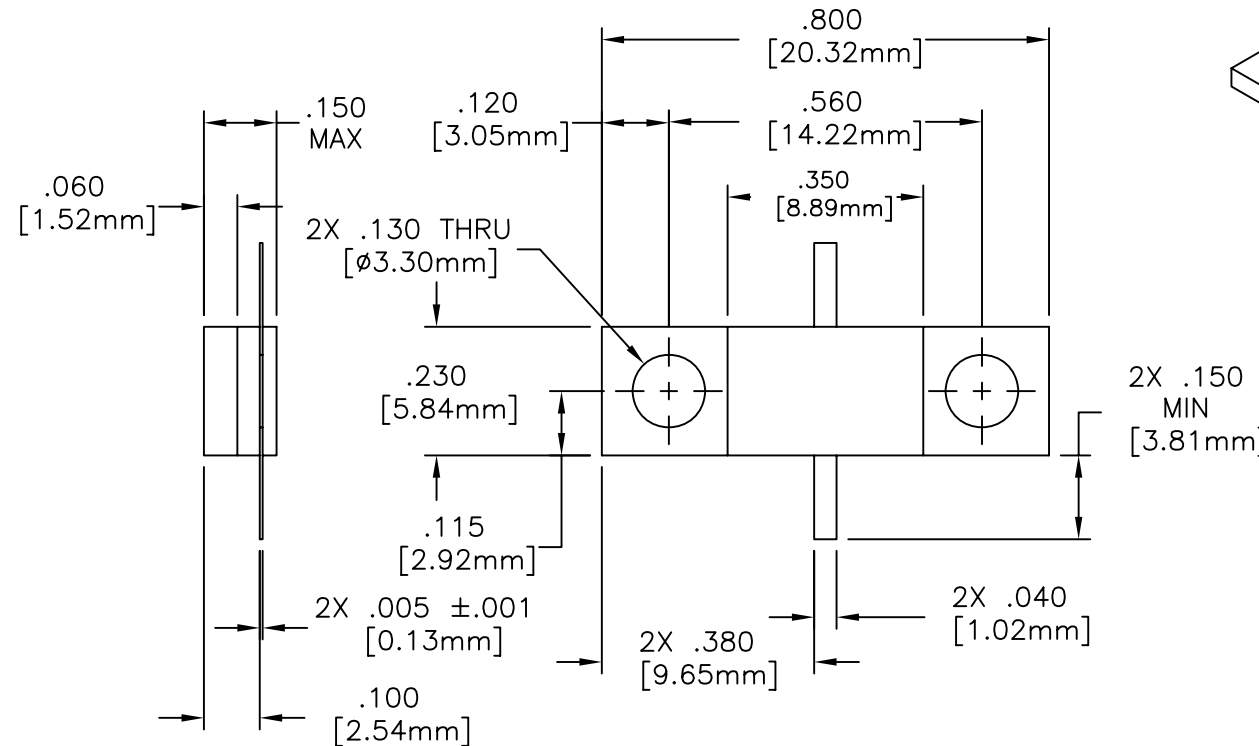
- UNLESS OTHERWISE SPECIFIED, TOLERANCES ARE $\pm .010"$ [.254mm].
- *= RESISTANCE RANGE AVAILABLE.

DRAWING NO.:

31A1007*F

REV.

-



MATERIALS:


FLANGE: OFHC 1/4 HD
 SUBSTRATE: BERYLLIUM OXIDE
 COVER: ALUMINA
 TAB: BERYLLIUM COPPER PER ASTM B194
 RESISTIVE FILM: THIN FILM

FINISH:

RoHS COMPLIANT
 FLANGE: NICKEL PER QQ-N-290
 TAB: SILVER PLATED

TECHNICAL:

FREQUENCY RANGE: DC-2.0 GHz
 AVERAGE POWER: 40 WATTS
 *DC RESISTANCE: 9-300 OHMS
 CAPACITANCE (MAX): 0.5 pF
 TEMPERATURE COEFFICIENT: ± 200 PPM MAX
 OPERATING TEMPERATURE: -55°C TO +150°C

				EN# 06-F0867	APVD	DATE	REFERENCE		 8851 OLD KANSAS AVE. STUART, FL. 34997 772-286-9300		
				UNLESS OTHERWISE SPECIFIED 1. DO NOT SCALE DRAWING 2. DIMENSIONS ARE IN INCHES 3. DIMENSIONS ARE AFTER PLATING 4. CORNERS, EDGES AND FILLETS: R MAX 5. SURFACE ROUGHNESS: 6. REMOVE ALL BURRS			MATERIAL			TITLE RESISTOR, FLANGE MOUNT, 40 WATT	
				TOLERANCES .X \pm .XX \pm .XXX \pm ANGLES X° \pm			FINISH				
				THE INFORMATION CONTAINED HEREIN IS: (A) CONSIDERED PROPRIETARY TO FLORIDA RF LABS INC.; (B) PROTECTED BY COPYRIGHT OWNED BY FLORIDA RF LABS INC.; (C) CONSIDERED A "WORK FOR HIRE" UNDER COPYRIGHT LAW; (D) PROTECTED BY TRADE SECRET LAWS WHICH MAKE ILLEGAL THE MISAPPROPRIATION OF THIS INFORMATION; AND (E) IS TO BE USED SOLELY FOR THE PURPOSE WHICH IT IS SUPPLIED. THIS INFORMATION SHALL NOT BE DISCLOSED IN WHOLE OR IN PART, TO ANY PARTY, FOR ANY REASON WITHOUT THE EXPRESS WRITTEN CONSENT OF A QUALIFIED EXECUTIVE OF FLORIDA RF LABS INC.			SCALE	CAGE CODE ID NO.	SIZE	DRAWING NO.:	REV.
							3/1	2Y194	A	31A1007*F	-
REV.	DESCRIPTION	DRAWN	APVD.				MFG:	CHKD.:	DRAWN: CRH 10/10/06	SHEET OF	