

EDD

NOTES:
UNLESS OTHERWISE SPECIFIED, TOLERANCES ARE ± .010" [.254mm].

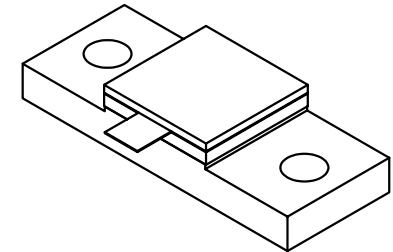
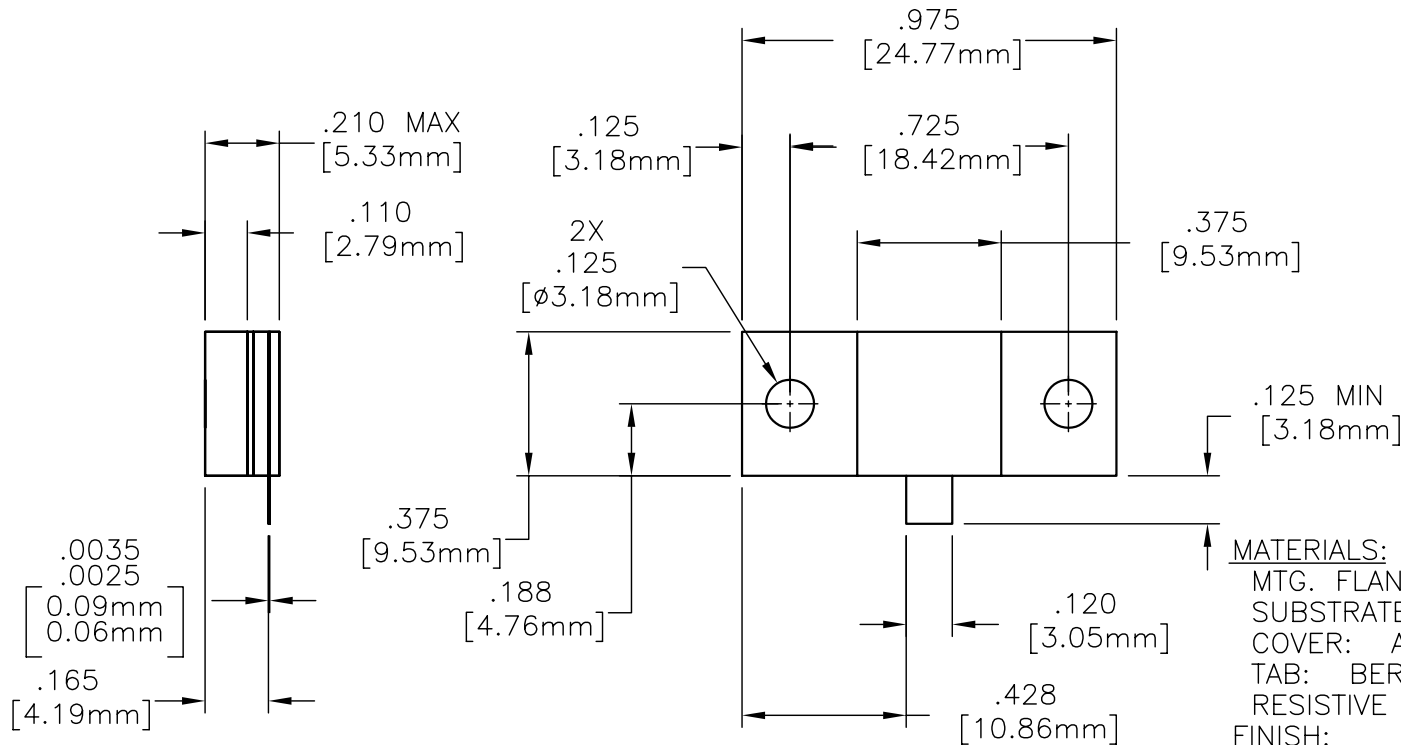
CAD#32-1037F

DRAWING NO.:

32-1037

REV.

F




MATERIALS:

MTG. FLANGE: COPPER PER ASTM B301
SUBSTRATE: BERYLLIUM OXIDE
COVER: ALUMINA
TAB: BERYLLIUM COPPER PER QQ-C-533
RESISTIVE FILM: NICHROME

FINISH:

MTG. FLANGE: NICKEL PER QQ-N-290
TAB: TIN PLATE PER MIL-T-10727

				ECN# N/A	APVD	DATE	REFERENCE	 8851 OLD KANSAS AVE. STUART, FL. 34997 561-286-9300			
				UNLESS OTHERWISE SPECIFIED				TITLE TERMINATION, FLANGE MOUNT, 250 WATT			
				1. DO NOT SCALE DRAWING 2. DIMENSIONS ARE IN INCHES 3. DIMENSIONS ARE AFTER PLATING 4. CORNERS, EDGES AND FILLETS: R MAX 5. SURFACE ROUGHNESS: 6. REMOVE ALL BURRS			MATERIAL				
				TOLERANCES				FINISH			
				.X ±	ANGLES X° ±						
				.XX ±							
				.XXX ±							
				THE INFORMATION CONTAINED HEREIN IS: (A) CONSIDERED PROPRIETARY TO FLORIDA RF LABS INC.; (B) PROTECTED BY COPYRIGHT OWNED BY FLORIDA RF LABS INC.; (C) CONSIDERED A "WORK FOR HIRE" UNDER COPYRIGHT LAW; (D) PROTECTED BY TRADE SECRET LAWS WHICH MAKE ILLEGAL THE MISAPPROPRIATION OF THIS INFORMATION; AND (E) IS TO BE USED SOLELY FOR THE PURPOSE WHICH IT IS SUPPLIED. THIS INFORMATION SHALL NOT BE DISCLOSED IN WHOLE OR IN PART, TO ANY PARTY, FOR ANY REASON WITHOUT THE EXPRESS WRITTEN CONSENT OF A QUALIFIED EXECUTIVE OF FLORIDA RF LABS INC.			SCALE	CAGE CODE ID NO.	SIZE	DRAWING NO.:	REV.
F	ECN#00956	PSC 08/14/01					2/1	2Y194	A	32-1037	F
REV.	DESCRIPTION	DRAWN	APVD.				MFG:	CHKD.:	DRAWN: PSC 08/10/01	SHEET 1 OF 2	

REQUIREMENTS	RATING	REQUIREMENTS	RATING
NOMINAL IMPEDANCE (OHMS)	50	VIBRATION	MIL-STD-202 METHOD 204 COND. D (20 G's)
FREQUENCY RANGE (GHz)	DC - 2.0		
TEMPERATURE COEFFICIENT	<200 PPM	SHOCK	MIL-STD-202 METHOD 213 COND. I (100 G's)
OPERATING TEMPERATURE (°C)	-55 TO +150		
VSWR (MAX)	1.15:1	THERMAL SHOCK	MIL-STD-202 METHOD 107 COND. B (-65 TO +125 °C)
AVERAGE POWER (WATTS)	250		
DC RESISTANCE	50 ± 5%	TERMINAL STRENGTH	MIL-STD-202 METHOD 211 COND. A
		MOISTURE RESISTANCE	MIL-STD-202 METHOD 106 LESS STEP 7B
<p>AVERAGE POWER DERATING</p> <p>% OF RATED PWR</p> <p>CASE TEMPERATURE IN °C</p>		SOLDERABILITY	MIL-STD-202 METHOD 208
			RESISTANCE TO SOLDER HEAT

TITLE TERMINATION, FLANGE MOUNT
250 WATT



8851 OLD KANSAS AVE.
STUART, FL. 34997
561-286-9300

DRAWN

-

SHEET 2 OF 2

DRAWING NO.

32-1037

REV

F