

EDD

NOTES:
UNLESS OTHERWISE SPECIFIED, TOLERANCES ARE $\pm .010$ " [.254mm].

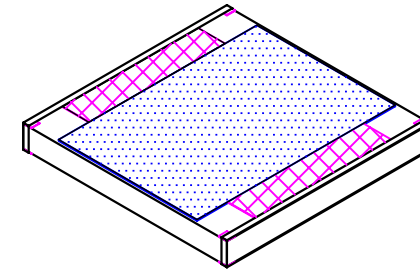
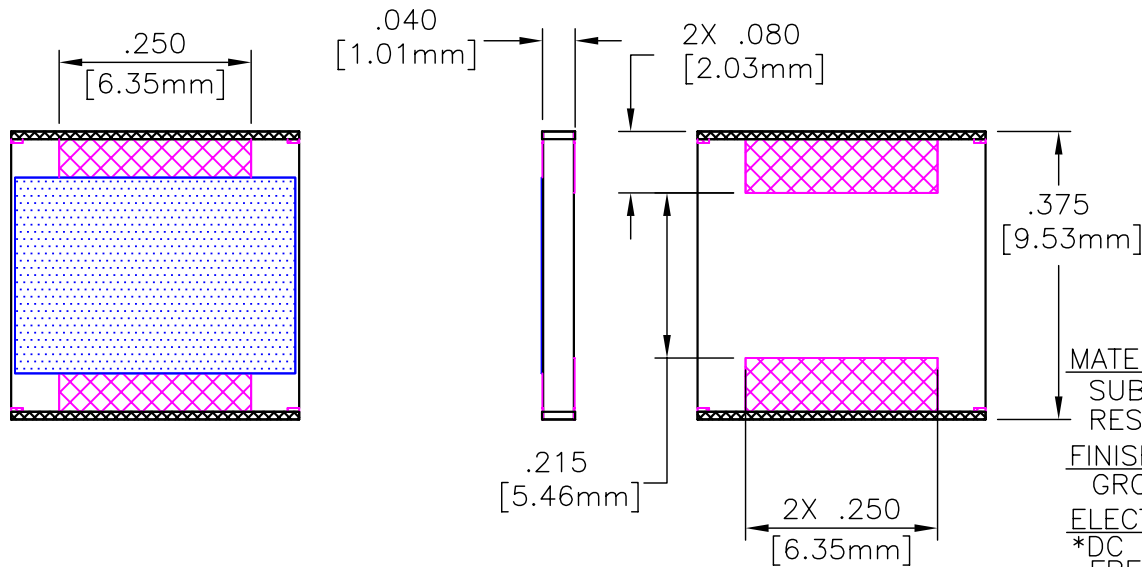
CAD#81-3008B_A

DRAWING NO.:

81-3008B-*

REV.

A



MATERIAL:


SUBSTRATE: BERYLLIUM OXIDE
RESISTIVE FILM: NICHROME

FINISH:

GROUND PLANE: TIN/LEAD OVER NICKEL

ELECTRICAL:

*DC RESISTANCE: 5-250 OHMS
FREQUENCY RANGE: DC-1.0 GHz
AVERAGE POWER: 12 WATTS
CAPACITANCE: 1.65 pF
TEMPERATURE COEFFICIENT: ± 200 PPM/ $^{\circ}$ C MAX
OPERATING TEMPERATURE: -55° TO $+150^{\circ}$ C

				EN# 04-F0164	APVD	DATE	REFERENCE	 8851 OLD KANSAS AVE. STUART, FL. 34997 772-286-9300			
				UNLESS OTHERWISE SPECIFIED 1. DO NOT SCALE DRAWING 2. DIMENSIONS ARE IN INCHES 3. DIMENSIONS ARE AFTER PLATING 4. CORNERS, EDGES AND FILLETS: R MAX 5. SURFACE ROUGHNESS 6. REMOVE ALL BURRS			CATALOG	TITLE CHIP, RESISTOR, 12 WATT			
							MATERIAL			-	
				TOLERANCES .X \pm .XX \pm .XXX \pm ANGLES X $^{\circ}$ \pm			FINISH	-			
				THE INFORMATION CONTAINED HEREIN IS: (A) CONSIDERED PROPRIETARY TO FLORIDA RF LABS INC.; (B) PROTECTED BY COPYRIGHT OWNED BY FLORIDA RF LABS INC.; (C) CONSIDERED A "WORK FOR HIRE" UNDER COPYRIGHT LAW; (D) PROTECTED BY TRADE SECRET LAWS WHICH MAKE ILLEGAL THE MISAPPROPRIATION OF THIS INFORMATION; AND (E) IS TO BE USED SOLELY FOR THE PURPOSE WHICH IT IS SUPPLIED. THIS INFORMATION SHALL NOT BE DISCLOSED IN WHOLE OR IN PART, TO ANY PARTY, FOR ANY REASON WITHOUT THE EXPRESS WRITTEN CONSENT OF A QUALIFIED EXECUTIVE OF FLORIDA RF LABS INC.			SCALE	CAGE CODE ID NO.	SIZE	DRAWING NO.:	REV.
								2Y194	A	81-3008B-*	A
REV.	DESCRIPTION	DRAWN	APVD.	MFG:	CHKD.:	DRAWN: AWM 05/04/04	SHEET	OF			