

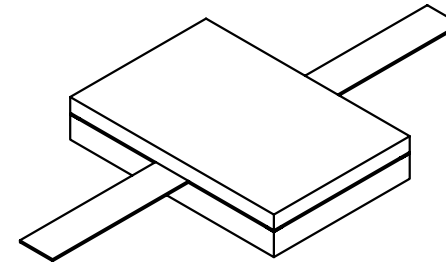
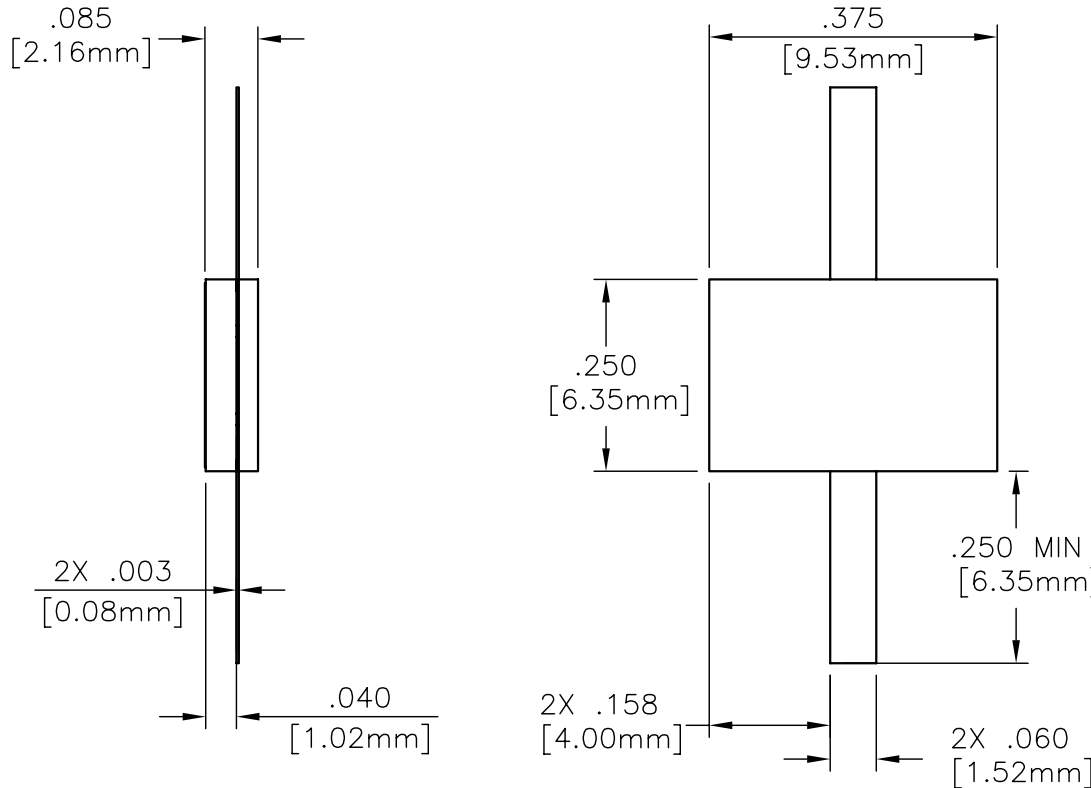
EDD

NOTES:
UNLESS OTHERWISE SPECIFIED, TOLERANCES ARE $\pm .010"$ [.254mm].

CAD#81-3033TC

DRAWING NO.:
81-3033TC-*


REV.
N/C



MATERIAL:
 SUBSTRATE: BERYLLIUM OXIDE
 COVER: ALUMINA
 TAB: BERYLLIUM COPPER PER ASTM B194
 RESISTIVE FILM: NICHROME

FINISH:
 SOLDERABLE GROUND PLANE: TIN/LEAD OVER NICKEL
 TAB: TIN/LEAD PER MIL-T-10727

ELECTRICAL:
 *DC RESISTANCE: 5-200 OHMS
 FREQUENCY RANGE: DC-1.0 GHz
 AVERAGE POWER: 60 WATTS
 CAPACITANCE: 0.7 PF
 TEMPERATURE COEFFICIENT: ± 200 PPM/ $^{\circ}$ C MAX
 OPERATING TEMPERATURE: -55° TO $+150^{\circ}$ C

EN# 04-F0164				APVD -	DATE -	REFERENCE	 8851 OLD KANSAS AVE. STUART, FL. 34997 772-286-9300	
UNLESS OTHERWISE SPECIFIED 1. DO NOT SCALE DRAWING 2. DIMENSIONS ARE IN INCHES 3. DIMENSIONS ARE AFTER PLATING 4. CORNERS, EDGES AND FILLETS: R MAX 5. SURFACE ROUGHNESS 6. REMOVE ALL BURRS				TOLERANCES .X \pm .XX \pm .XXX \pm ANGLES X $^{\circ}$ \pm		CATALOG	TITLE	
						MATERIAL -	TAB & COVER, RESISTOR, 60 WATT	
THE INFORMATION CONTAINED HEREIN IS: (A) CONSIDERED PROPRIETARY TO FLORIDA RF LABS INC.; (B) PROTECTED BY COPYRIGHT OWNED BY FLORIDA RF LABS INC.; (C) CONSIDERED A "WORK FOR HIRE" UNDER COPYRIGHT LAW; (D) PROTECTED BY TRADE SECRET LAWS WHICH MAKE ILLEGAL THE MISAPPROPRIATION OF THIS INFORMATION; AND (E) IS TO BE USED SOLELY FOR THE PURPOSE WHICH IT IS SUPPLIED. THIS INFORMATION SHALL NOT BE DISCLOSED IN WHOLE OR IN PART, TO ANY PARTY, FOR ANY REASON WITHOUT THE EXPRESS WRITTEN CONSENT OF A QUALIFIED EXECUTIVE OF FLORIDA RF LABS INC.				SCALE	CAGE CODE ID NO.	SIZE	DRAWING NO.:	REV.
				4/1	2Y194	A	81-3033TC-*	N/C
REV.	DESCRIPTION	DRAWN	APVD.	MFG:	CHKD.: DR 07/01/04	DRAWN: AWM 05/04/04	SHEET	OF