

EDD

NOTES:  
UNLESS OTHERWISE SPECIFIED, TOLERANCES ARE  $\pm .010$ " [.254mm].

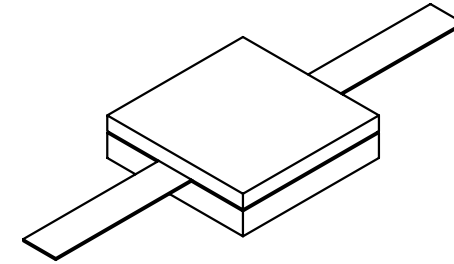
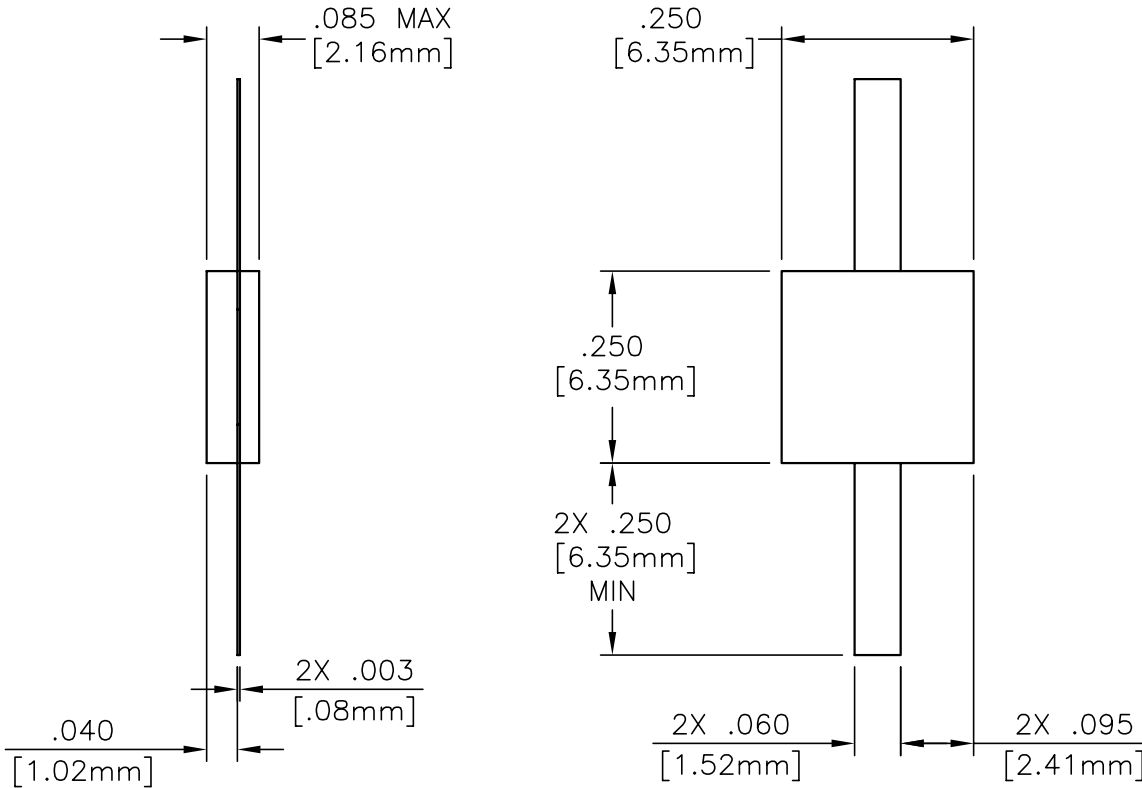
CAD#81-7108TCB

DRAWING NO.:

81-7108TC-\*

REV.

B



MATERIALS:

SUBSTRATE: ALUMINUM NITRIDE


COVER: ALUMINA

TAB: BERYLLIUM COPPER

RESISTIVE FILM: NICHROME

FINISH:

TAB: TIN/LEAD PER MIL-T-10727

				ECN# N/A	APVD	DATE	REFERENCE	 8851 OLD KANSAS AVE. STUART, FL. 34997 561-286-9300			
				UNLESS OTHERWISE SPECIFIED 1. DO NOT SCALE DRAWING 2. DIMENSIONS ARE IN INCHES 3. DIMENSIONS ARE AFTER PLATING 4. CORNERS, EDGES AND FILLETS: R MAX 5. SURFACE ROUGHNESS: 6. REMOVE ALL BURRS			MATERIAL		TITLE		
				TOLERANCES .X $\pm$ .XX $\pm$ .XXX $\pm$ ANGLES X° $\pm$			FINISH	CHIP, RESISTOR, 40 WATT			
B	ECN#00953	BLP 07/30/01		THE INFORMATION CONTAINED HEREIN IS: (A) CONSIDERED PROPRIETARY TO FLORIDA RF LABS INC.; (B) PROTECTED BY COPYRIGHT OWNED BY FLORIDA RF LABS INC.; (C) CONSIDERED A "WORK FOR HIRE" UNDER COPYRIGHT LAW; (D) PROTECTED BY TRADE SECRET LAWS WHICH MAKE ILLEGAL THE MISAPPROPRIATION OF THIS INFORMATION; AND (E) IS TO BE USED SOLELY FOR THE PURPOSE WHICH IT IS SUPPLIED. THIS INFORMATION SHALL NOT BE DISCLOSED IN WHOLE OR IN PART, TO ANY PARTY, FOR ANY REASON WITHOUT THE EXPRESS WRITTEN CONSENT OF A QUALIFIED EXECUTIVE OF FLORIDA RF LABS INC.			SCALE	CAGE CODE ID NO.	SIZE	DRAWING NO.:	REV.
A	N/A	-	-				4/1	2Y194	A	81-7108TC-*	B
REV.	DESCRIPTION	DRAWN	APVD.				MFG:	CHKD.:	DRAWN: BLP 07/30/01	SHEET 1 OF 2	

EDD

		CAD#81-7108TCB		DRAWING NO. <b>81-7108TC-*</b>	REV <b>B</b>
REQUIREMENTS	RATING	REQUIREMENTS	RATING		
FREQUENCY RANGE (GHZ)	DC-4.0	VIBRATION	MIL-STD-202 METHOD 204 COND. D (20 G's)		
TEMPERATURE COEFFICIENT	LESS THAN 200 PPM	SHOCK	MIL-STD-202 METHOD 213 COND. I (100 G's)		
OPERATING TEMPERATURE (°C)	-55° TO +150°	THERMAL SHOCK	MIL-STD-202 METHOD 107 COND. B (-65 TO +125 °C)		
AVERAGE POWER (WATTS)	40	TERMINAL STRENGTH	MIL-STD-202 METHOD 211 COND. A		
DC RESISTANCE	10-250 OHMS	MOISTURE RESISTANCE	MIL-STD-202 METHOD 106 LESS STEP 7B		
MAX CAPACITANCE	-	SOLDERABILITY	MIL-STD-202 METHOD 208		
		RESISTANCE TO SOLDER HEAT	MIL-STD-202 METHOD 210		
<p>AVERAGE POWER DERATING</p>					
<p>TITLE <b>CHIP, RESISTOR, 40 WATT</b></p>			<p>8851 OLD KANSAS AVE. STUART, FL. 34997 561-286-9300</p>	<p>DRAWN -</p>	<p>DRAWING NO. <b>81-7108TC-*</b></p>
		SHEET 2 OF 2		REV <b>B</b>	