

EDD

NOTES:
UNLESS OTHERWISE SPECIFIED, TOLERANCES ARE $\pm .010"$ [.254mm].

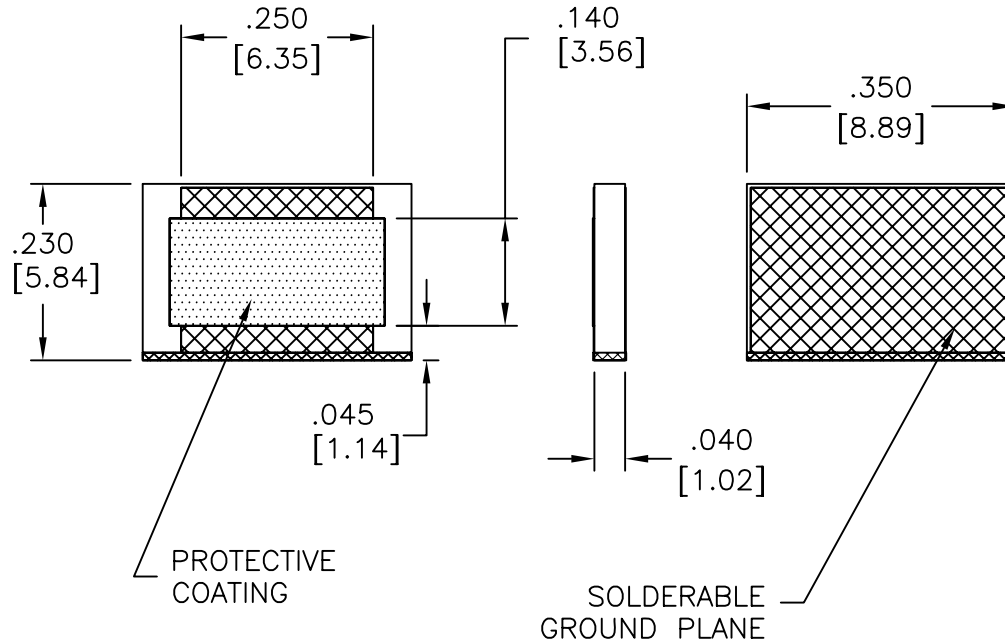
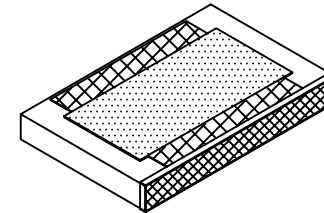
CAD#82A3019

DRAWING NO.:

82A3019

REV.

N/C



MATERIALS:

SUBSTRATE: BERYLLIUM OXIDE


FINISH:

LEAD FREE SILVER PLATE PER QQ-S-365
TYPE II, GRADE A .0003-.0006

OVER NICKEL PER QQ-N-290 .0001-.0003 THICK

TECHNICAL:

RESISTANCE: 50 $\pm 5\%$
AVERAGE POWER: W30 WATTS
FREQUENCY: DC TO 1.0 GHz
VSWR (MAX): 1.50:1

				EN# 04-F0404	APVD	DATE	REFERENCE		 8851 OLD KANSAS AVE. STUART, FL. 34997 772-286-9300			
				UNLESS OTHERWISE SPECIFIED			CATALOG		TITLE CHIP, TERMINATION, 30 WATT			
				1. DO NOT SCALE DRAWING 2. DIMENSIONS ARE IN INCHES 3. DIMENSIONS ARE AFTER PLATING 4. CORNERS, EDGES AND FILLETS: R MAX 5. SURFACE ROUGHNESS: 6. REMOVE ALL BURRS			MATERIAL				-	
				TOLERANCES .X \pm .XX \pm .XXX \pm ANGLES X° \pm			FINISH				-	
				THE INFORMATION CONTAINED HEREIN IS: (A) CONSIDERED PROPRIETARY TO FLORIDA RF LABS INC.; (B) PROTECTED BY COPYRIGHT OWNED BY FLORIDA RF LABS INC.; (C) CONSIDERED A "WORK FOR HIRE" UNDER COPYRIGHT LAW; (D) PROTECTED BY TRADE SECRET LAWS WHICH MAKE ILLEGAL THE MISAPPROPRIATION OF THIS INFORMATION; AND (E) IS TO BE USED SOLELY FOR THE PURPOSE WHICH IT IS SUPPLIED. THIS INFORMATION SHALL NOT BE DISCLOSED IN WHOLE OR IN PART, TO ANY PARTY, FOR ANY REASON WITHOUT THE EXPRESS WRITTEN CONSENT OF A QUALIFIED EXECUTIVE OF FLORIDA RF LABS INC.			SCALE	CAGE CODE ID NO.	SIZE	DRAWING NO.:	REV.	
				4/1	2Y194	A	82A3019	N/C				
REV.	DESCRIPTION	DRAWN	APVD.	MFG:		CHKD.:		DRAWN: JG 10/11/04		SHEET OF		