

EDD

NOTES:
1. UNLESS OTHERWISE SPECIFIED, TOLERANCES ARE $\pm .010"$ [.254mm].

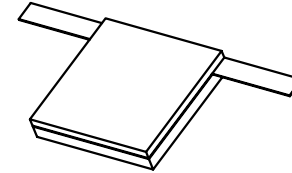
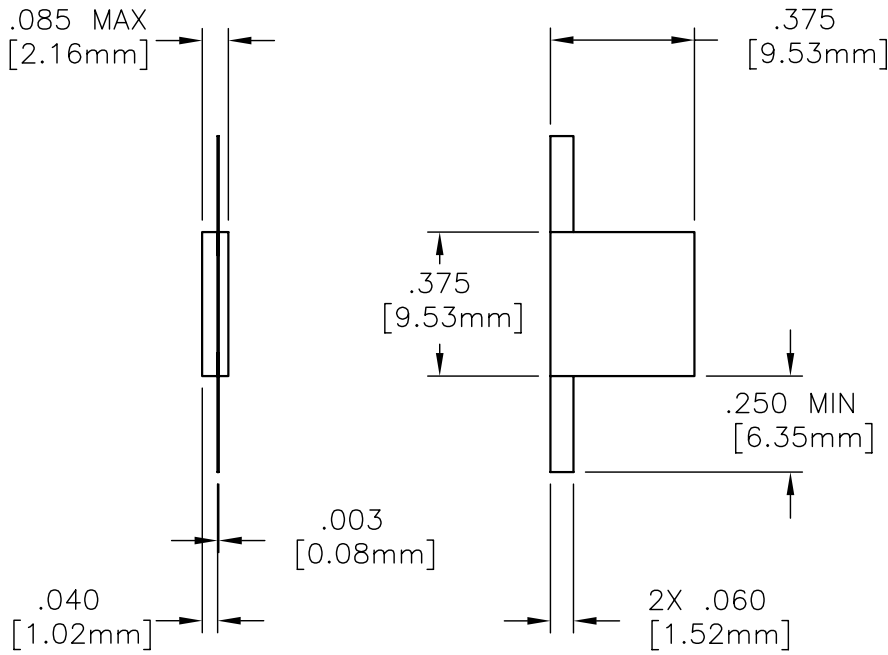
CAD#83-3021TC

DRAWING NO.:

83-3021TC-*

REV.

N/C



MATERIALS:


SUBSTRATE: BERYLLIUM OXIDE
COVER: ALUMINA
TAB: BERYLLIUM COPPER PER ASTM B194
RESISTIVE FILM: NICHROME

FINISH:

SOLDERABLE GROUND PLANE: TIN/LEAD OVER NICKEL
TAB: TIN/LEAD PER MIL-T-10727

ELECTRICAL: (ATTENUATOR)

NOMINAL IMPEDANCE: 50 OHMS
FREQUENCY RANGE: DC-2.5 GHz
VSWR (MAX): 1.40:1
INPUT POWER: 50 WATTS
ATTENUATION STABILITY: .0001 dB/dB/°C
ATTENUATION ACCURACY: 1-10 dB \pm 0.5 dB
11-20 dB \pm 1.0 dB
TEMPERATURE COEFFICIENT: \pm 200 PPM MAX
OPERATING TEMP.: -55° TO +150° (°C)

				EN# 04-F0164	APVD	DATE	REFERENCE	 8851 OLD KANSAS AVE. STUART, FL. 34997 772-286-9300		
				UNLESS OTHERWISE SPECIFIED			CATALOG			
				1. DO NOT SCALE DRAWING 2. DIMENSIONS ARE IN INCHES 3. DIMENSIONS ARE AFTER PLATING 4. CORNERS, EDGES AND FILLETS: R MAX 5. SURFACE ROUGHNESS: 63 6. REMOVE ALL BURRS						
				TOLERANCES			MATERIAL -			
				.X \pm .XX \pm .XXX \pm ANGLES X° \pm X°						
				THE INFORMATION CONTAINED HEREIN IS: (A) CONSIDERED PROPRIETARY TO FLORIDA RF LABS INC.; (B) PROTECTED BY COPYRIGHT OWNED BY FLORIDA RF LABS INC.; (C) CONSIDERED A "WORK FOR HIRE" UNDER COPYRIGHT LAW; (D) PROTECTED BY TRADE SECRET LAWS WHICH MAKE ILLEGAL THE MISAPPROPRIATION OF THIS INFORMATION; AND (E) IS TO BE USED SOLELY FOR THE PURPOSE WHICH IT IS SUPPLIED. THIS INFORMATION SHALL NOT BE DISCLOSED IN WHOLE OR IN PART, TO ANY PARTY, FOR ANY REASON WITHOUT THE EXPRESS WRITTEN CONSENT OF A QUALIFIED EXECUTIVE OF FLORIDA RF LABS INC.			FINISH		TITLE TAB & COVER, ATTENUATOR, 50 WATT	
				SCALE		CAGE CODE ID NO.		SIZE		
				2/1		2Y194		A		
				MFG:		CHKD.:		DRAWING NO.:		
								83-3021TC-*		
								REV.		
								N/C		
REV.	DESCRIPTION	DRAWN	APVD.	DRAWN: JAD		04/29/04		SHEET OF		