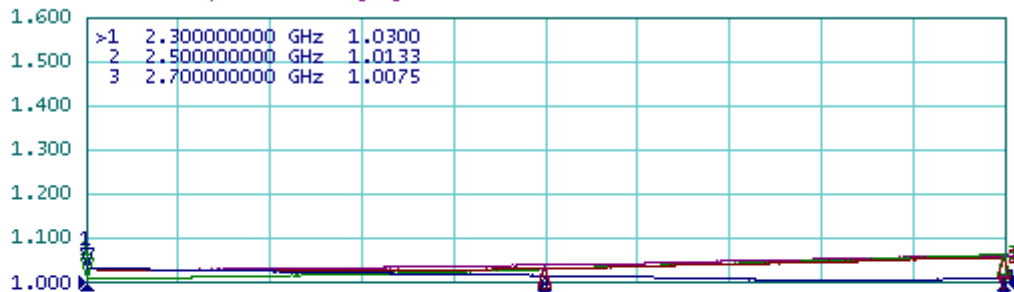


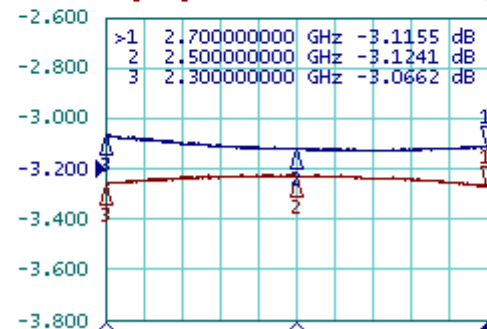
Tr1 S11 SWR 100.0m/ Ref 1.000 [F4]  
 Tr2 S22 SWR 100.0m/ Ref 1.000 [F4]  
 Tr3 S33 SWR 100.0m/ Ref 1.000 [F4]  
 Tr4 S44 SWR 100.0m/ Ref 1.000 [F4]



1 Start 2.3 GHz IFBW 1 kHz Stop 2.7 GHz Cor

#### AMPLITUDE BALANCE

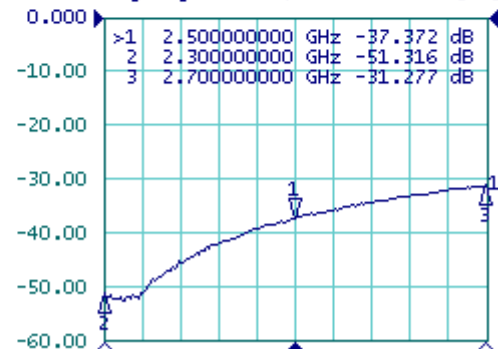
Tr1 S31 Log Mag 200.0mdB/ Ref -3.200dB [F4]  
 Tr2 S41 Log Mag 200.0mdB/ Ref -3.200dB [F4]



2 Start 2.3 GHz IFBW 1 kHz Stop 2.7 GHz Cor

#### ISOLATION

Tr1 S21 Log Mag 10.00dB/ Ref 0.000dB [F4]



3 Start 2.3 GHz IFBW 1 kHz Stop 2.7 GHz Cor

Meas Stop ExtRef Ready Sw