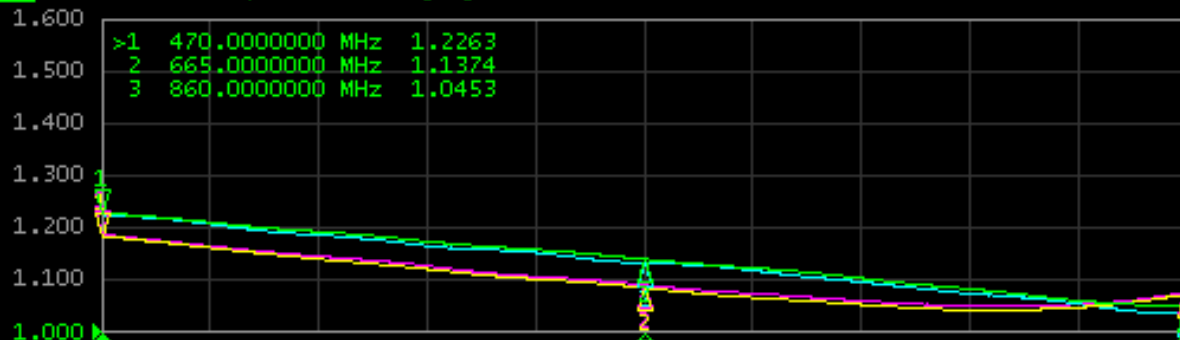


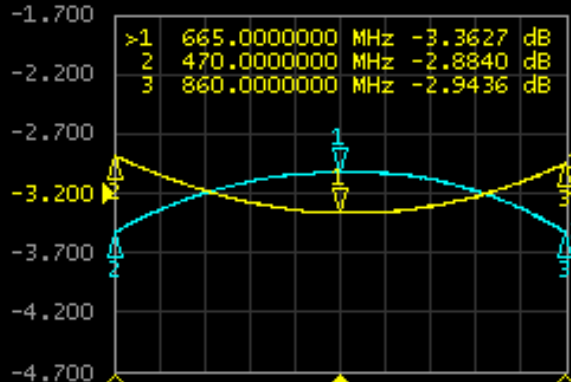
Tr1 S11 SWR 100.0m/ Ref 1.000 [F4]
 Tr2 S22 SWR 100.0m/ Ref 1.000 [F4]
 Tr3 S33 SWR 100.0m/ Ref 1.000 [F4]
 ▶ Tr4 S44 SWR 100.0m/ Ref 1.000 [F4]



1 Start 470 MHz IFBW 1 kHz Stop 860 MHz Cor !

AMPLITUDE BALANCE

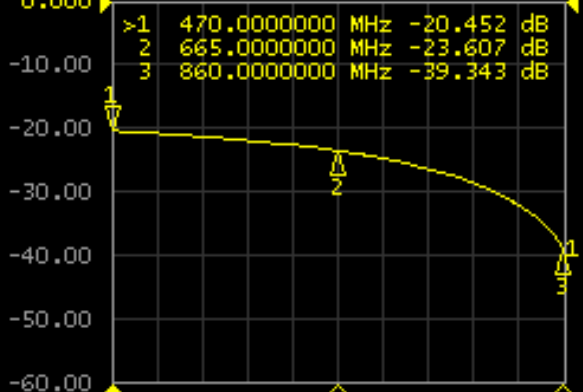
Tr1 S31 Log Mag 500.0mdB/ Ref -3.200dB [F4]
 Tr2 S41 Log Mag 500.0mdB/ Ref -3.200dB [F4]



2 Start 470 MHz IFBW 1 kHz Stop 860 MHz Cor

ISOLATION

Tr1 S21 Log Mag 10.00dB/ Ref 0.000dB [F4]



3 Start 470 MHz IFBW 1 kHz Stop 860 MHz Cor

Trigger

Hold

Single

Continuous

Hold All Channels

Continuous Disp Channels

Trigger Source

Restart

Trigger

Return